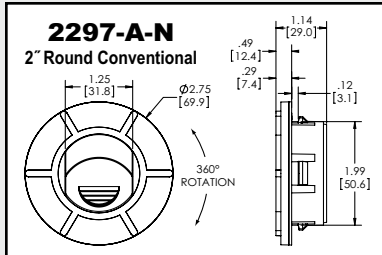


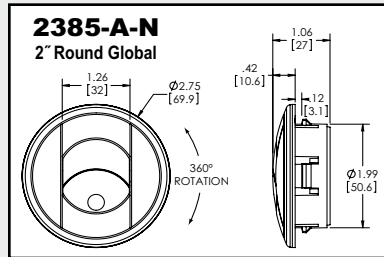
LOUVERS & ACCESSORIES

2" Round Conventional, Global & Eurostyle Series



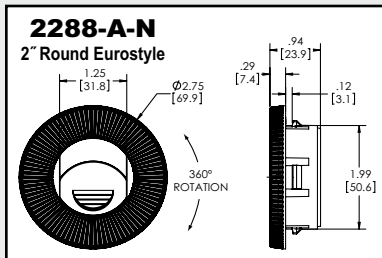
CONVENTIONAL SERIES (Adjustable Vane)	
PART#	DESCRIPTION
2297-A-2 W/Retainer & 2" Hose Adapter w/Barbs (2289-2292)	
2297-A-N	W/Retainer (2289)
2297-LA	Louver Only

See Retainer & Adapter Options below.



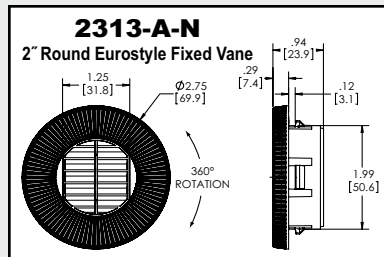
GLOBAL SERIES (Adjustable Vane)	
PART#	DESCRIPTION
2385-A-2 W/Retainer & 2" Hose Adapter w/Barbs (2289-2292)	
2385-A-N	W/Retainer (2289)
2385-LA	Louver Only

See Retainer & Adapter Options below.



EUROSTYLE SERIES (Adjustable Vane)	
PART#	DESCRIPTION
2288-A-2 W/Retainer & 2" Hose Adapter w/Barbs (2289-2292)	
2288-A-N	W/Retainer (2289)
2288-LA	Louver Only

See Retainer & Adapter Options below.

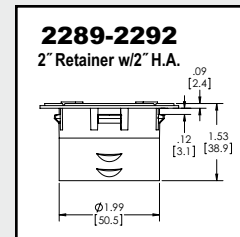
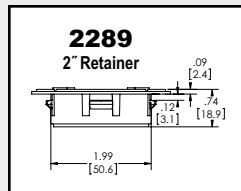


EUROSTYLE SERIES (Fixed Vane)	
PART#	DESCRIPTION
2313-A W/Retainer & 2" Hose Adapter w/Barbs (2289-2292)	
2313-A-N	W/Retainer (2289)
2313-LA	Louver Only

See Retainer & Adapter Options below.

All louvers are molded out of High Impact ABS (black). Special order color and high heat material available upon request (minimum quantities apply).

Retainer & Hose Adapter Options for All 2" Round Louvers



Our 2" Round Louvers can be mounted in a plenum with or without hose adapters. They can snap into place or be secured with screws (contact DCM for detailed drawings). Standard color is black with ABS material. Special order heat material available upon request (minimum quantities apply). Other options available. Please contact DCM for more information.